

Faculty

Dr. Miraude Adriaensen-van Roij
Department of Radiology
Atrium Medical Center Parkstad
Henri Dunantstraat 5
NL – 6419 PC Heerlen/
The Netherlands

Prof. Dr. Andrea Baur-Melnyk
Department of Radiology
Clinic of the LMU Munich-
Großhadern
Marchioninstr. 15
D – 81377 Munich/Germany

Dr. Ian Beggs
Department of Musculoskeletal
Radiology
Royal Infirmary of Edinburgh
UK – Edinburgh EH16 4SA/
United Kingdom

Prof. John A. Carrino, M.D., M.P.H.
Russell H. Morgan Department of
Radiology and Radiological Science
Johns Hopkins University School of
Medicine
601 N. Caroline Street, HOC 5165
Baltimore, MD 21287/U.S.A.

Prof. Dr. Volker Ewerbeck
Department of Orthopedics, Trauma
Surgery and Spinal Cord Injury
University Hospital Heidelberg
Schlierbacher Landstr. 200a,
D – 69118 Heidelberg/Germany

Prof. Dr. Afshin Gangi
Department of Radiology B
University Hospital of Strasbourg
Hôpital Civil 1
Place de l'Hôpital BP 426
F – 67091 Strasbourg/France

PD Dr. Christian Glaser
Radiologic Center of Munich-Pasing
(RZM), Pipping Str. 25
D – 81245 Munich/Germany

Dr. Andrew Grainger
Department of Radiology
Chapel Allerton Hospital
UK – Leeds, LS7 4SA/
United Kingdom

Prof. Dr. Stefan Hähnel
Department of Neuroradiology
University Hospital Heidelberg
Im Neuenheimer Feld 400
D – 69120 Heidelberg/Germany

Prof. Dr. Charles P. Ho, PhD, MD
Director of Imaging Research
Steadman Philippon Research
Institute
181 West Meadow Drive, Suite 1000,
Vail, Colorado 81657-5059/U.S.A.

Prof. Dr. Hans-Ulrich Kauczor
Department of Diagnostic &
Interventional Radiology
University Hospital Heidelberg
Im Neuenheimer Feld 110
D – 69120 Heidelberg/Germany

Dr. med. Jost Kloth
Department of Diagnostic &
Interventional Radiology
University Hospital Heidelberg
Im Neuenheimer Feld 110
D – 69120 Heidelberg/Germany

Dr. Burkhard Lehner
Department of Orthopedics,
Trauma Surgery and
Spinal Cord Injury
University Hospital Heidelberg
Schlierbacher Landstr. 200a
D – 69118 Heidelberg/Germany

Prof. Dr. Martin Libicher
Department of Diagnostic and
Interventional Radiology
Diakonie-Klinikum gGmbH
Diakoniestr. 10
D – 74523 Schwäbisch Hall/Germany

Dr. Alexander Loizides
Department of Radiology
Innsbruck Medical University
Anichstr. 35
A – 6020 Innsbruck/Austria

Prof. Dr. Carlo Martinoli
Department of Radiology
DISSAL, University of Genova
Largo Rosanna Benzi 8,
I – 16132 Genoa/Italy

Prof. Dr. Mario Muto
Department of Neuroradiology
Aorn Cardarelli
Via A Cardarelli 9
I – 80134 Naples/Italy

Dr. Armin M. Nagel
Medical Physics in Radiology
German Cancer Research Center
Im Neuenheimer Feld 280
D – 69120 Heidelberg/Germany

Prof. Dr. Gerd Nöldge
Department of Diagnostic &
Interventional Radiology
University Hospital Heidelberg
Im Neuenheimer Feld 110
D – 69120 Heidelberg/Germany

PD Dr. Mirko Pham
Department of Neuroradiology
University Hospital Heidelberg
Im Neuenheimer Feld 400
D – 69120 Heidelberg/Germany

Prof. Dr. Christian Plathow
Department of Diagnostic and
Interventional Radiology
Acura-Clinic
Rotenbachtalstr. 5
D – 76530 Baden-Baden/Germany

Dr. Johannes Rehm
Department of Diagnostic &
Interventional Radiology
University Hospital Heidelberg
Im Neuenheimer Feld 110
D – 69120 Heidelberg/Germany

Dr. med. Christoph Rehnitz
Department of Diagnostic &
Interventional Radiology
University Hospital Heidelberg
Im Neuenheimer Feld 110
D – 69120 Heidelberg/Germany

PD Dr. Claudia Schüller-Weidekamm
Department of Radiodiagnostics/
Osteology
Vienna Medical University
Waehringer Guertel 18-20
A – 1090 Vienna/Austria

Prof. Dr. Maryam Shahabpour
Department of Radiology
University Hospital of the Vrije
Universiteit
Laarbeeklaan, 101
B – 1090 Brussels/Belgium

Simon D. Sprengel
Department of Diagnostic &
Interventional Radiology
University Hospital Heidelberg
Im Neuenheimer Feld 110
D – 69120 Heidelberg/Germany

Dr. Nikolaus Streich
Department of Orthopedics,
Trauma Surgery and Spinal Cord
Injury
University Hospital Heidelberg
Schlierbacher Landstr. 200a
D – 69118 Heidelberg/Germany

Prof. Dr. Nicolas Theumann
Department of Radiology
Clinique Bois-Cerf – Hirslanden
Avenue d'Ouchy 31
CH – 1006 Lausanne/Switzerland

Prof. Dr. Koenraad Verstraete
Department of Radiology
Gent University Hospital
UZG/MR/-1K12, De Pintelaan 185
B – 9000 Ghent/Belgium

Prof. Dr. Joan C. Vilanova
Department of Radiology
Clínica Girona-Hospital Sta. Caterina
University of Girona
c/Lorenzana 36
E – 17002 Girona/Spain

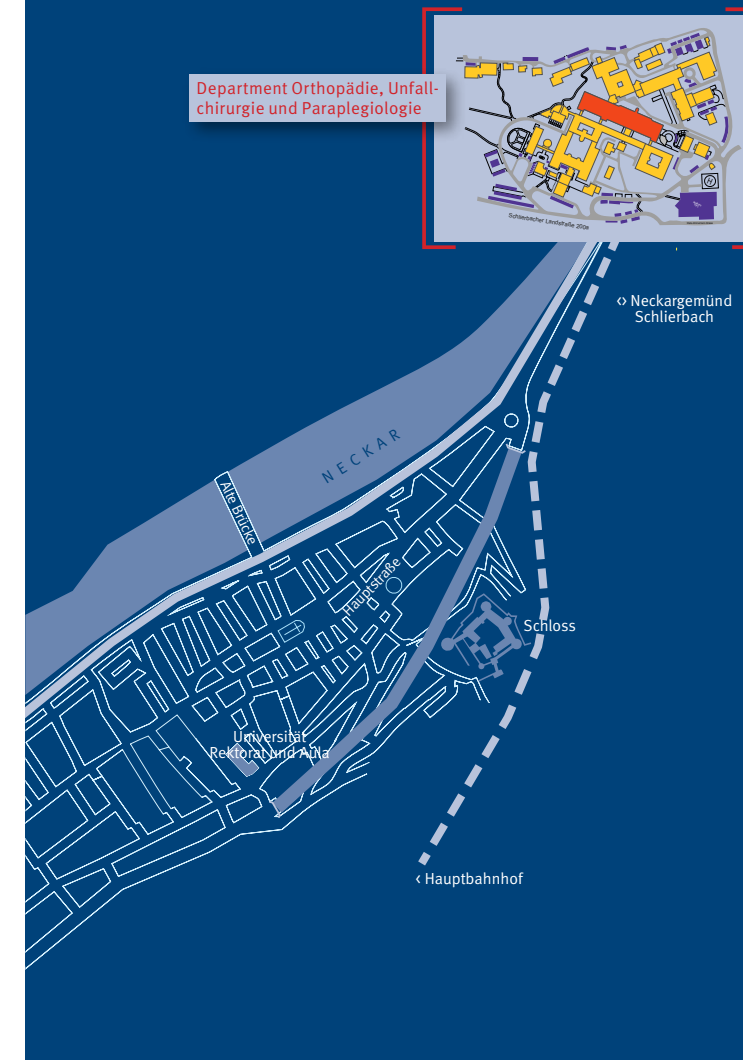
Prof. Dr. Marc-André Weber
Department of Diagnostic &
Interventional Radiology
University Hospital Heidelberg
Im Neuenheimer Feld 110
D – 69120 Heidelberg/Germany

Dr. Bernd Wiedenhöfer
Department of Orthopedics, Trauma
Surgery and Spinal Cord Injury
University Hospital Heidelberg
Schlierbacher Landstr. 200a
D – 69118 Heidelberg/Germany

Dr. Marianne Winterstein
Department of Diagnostic &
Interventional Radiology
University Hospital Heidelberg
Im Neuenheimer Feld 110
D – 69120 Heidelberg/Germany

Dr. Jingyi Xie
Section MR Imaging
Siemens Healthcare
Allee am Roethelheimpark 2
D – 91052 Erlangen/Germany

Prof. Dr. Felix Zeifang
Department of Orthopedics, Trauma
Surgery and Spinal Cord Injury
University Hospital Heidelberg
Schlierbacher Landstr. 200a
D – 69118 Heidelberg/Germany



This event is sponsored by

SIEMENS

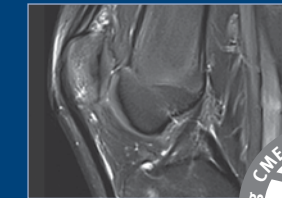
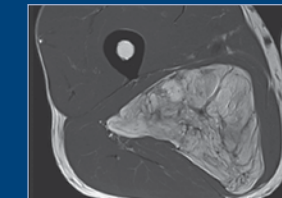
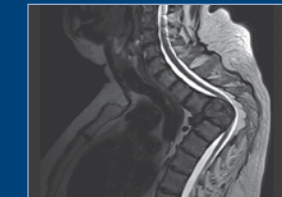


Heidelberg University Hospital

3rd Heidelberg Summer School

Musculoskeletal Cross
Sectional Imaging 2014

July 25th – July 26th, 2014



Welcome Address

Dear Colleagues and Friends,

The third International Heidelberg Summer School on Musculoskeletal Cross Sectional Imaging in Heidelberg/Germany will advance the international exchange of knowledge, ideas and experience by bringing together physicians and professional staff from all over the world. The Summer School is a yearly event and thus provides a continuous basis for academic exchange of medical, physical and technical know-how and advanced learning opportunities. All is necessary to fulfill the emerging clinical need for improved imaging diagnostics in the extensive field of musculoskeletal diseases. Additionally, we learn about the application of innovative products provided by the industrial partners.

The Summer School will take place at the Department of Orthopaedics, Trauma Surgery and Spinal Cord Injury Center. "Life is movement" is the motto of the Heidelberg Orthopaedic Hospital, which is the largest facility of its kind in Germany. However, this motto can also serve our Summer School reflecting the continuously changing imaging algorithms and technical innovations in radiology.

I am pleased to welcome you in Heidelberg also on behalf of the University of Heidelberg. The symposium will take place in the context of the 628th anniversary of the "Ruperto Carola University of Heidelberg", which is the oldest university in Germany and one of the oldest in Europe. For more than 600 years, our university has been a center of international scientific and academic endeavours. In addition to our welcoming party, we hope you will take advantage of our offer to participate in the guided tour of the renowned Castle of Heidelberg and the Old Town that we have organized for you.

I am especially grateful to Siemens for their partnership and very generous financial support of our Summer School.

I hope for an interesting and inspiring meeting covering, both, refreshing and the latest advances in modern musculoskeletal imaging, as well as, an enjoyable stay in Heidelberg. Ruins of a castle full of secrets, a picturesque old quarter, the lovely Neckar Valley – this fascinating triad stands for Heidelberg, Germany's most romantic city with more than three million visitors every year enjoying the various places of interest and the pleasant atmosphere. I am sure you will also enjoy your participation!

Marc-André Weber, MD MSc
Professor of Radiology

Programme *(All lectures are in English)*

Day 1 (July 25th)

08:00 Registration
09:00 Short Introduction (*Weber-MA, Heidelberg*)
09:05 Welcome address (*Ewerbeck-V, Heidelberg*)

Session 1 – Bone tumours *(chair: Lehner-B, Heidelberg)*

09:15 Benign and malignant bone tumours (*Weber-MA, Heidelberg*)
09:45 Bone marrow malignancies (*Baur-Melnyk-A, Munich*)
10:15 Percutaneous radiological bone tumour management (*Gangi-A, Strasbourg*)

10:45 *Coffee break*

Session 2 – Joints *(chair: Zeifang-F, Heidelberg)*

11:00 MRI of the shoulder joint (*Shahabpour-M, Brussels*)
11:30 MRI of the foot and ankle (*Kloth-JK, Heidelberg*)
12:00 MRI in osteoarthritis and rheumatoid arthritis of the hand and wrist (*Schueller-Weidekamm-C, Vienna*)

12:30 *Lunch break and buffet*

Session 3 – Imaging of the muscular system

(chair: Nöldge-G, Heidelberg)
14:00 MR imaging of muscle injuries in athletes (*Rehnitz-C, Heidelberg*)
14:30 MRI in muscle tumors and tumors of fascia and tendon sheaths (*Adriaensen-vanRooij-M, Heerlen*)
15:00 Functional imaging of the skeletal muscle including non-proton MRI (*Nagel-AM, Heidelberg*)
15:30 Imaging the skeletal muscle – when to use MRI and when to use ultrasound (*Martinoli-C, Genoa*)

16:00 *Coffee break*

Session 4 – Spine *(chair: Wiedenhöfer-B, Heidelberg)*

16:15 MRI of spinal injury (*Hähnel-S, Heidelberg*)
16:45 US-guided versus CT-guided interventions at the spine (*Loizides-A, Innsbruck*)
17:15 MRI of the sacroiliac joints and spine in spondyloarthritis (*Libicher-M, Schwäbisch-Hall*)
17:45 Interventional radiologic percutaneous treatment of the spine (*Muto-M, Naples*)

18:15 *End of lectures at day 1 – Get together and buffet for all participants*

19:30 *Bus transfer to the Castle*

20:00 *Guided tour of the Castle of Heidelberg*

Day 2 (July 26th)

9:00 Short Introduction and Welcome address
(Kauczor-HU, Heidelberg)

Session 5 – Modern imaging of the peripheral nerves and of muscle denervation *(chair: Kauczor-HU, Heidelberg)*

09:15 What a MSK radiologist should know about MR neurography (*Carrino-JA, Baltimore*)
09:45 Imaging of peripheral nerve tumours (*Beggs-I, Edinburgh*)
10:15 MR neurography: muscle denervation and nerve lesion localization (*Pham-M, Heidelberg*)

11:15 *Coffee break*

Session 6 – New (functional) MRI methods for MSK applications *(chair: Plathow-C, Baden-Baden)*

11:30 **Diffusion-weighted whole-body MR screening – value for the MSK radiologist** (*Vilanova-K, Girona*)
12:00 Update on MR cartilage imaging (*Glaser-C, Munich*)
12:30 Emerging MRI techniques for imaging the bone marrow and its diseases (*Verstraete-K, Ghent*)
13:00 Recent developments in MSK imaging (*Xie-J, Erlangen*)

13:30 *Lunch break and buffet*

Session 7 – Sports imaging *(chair: Streich-N, Heidelberg)*

14:20 MR appearances of the locked knee (*Grainger-A, Leeds*)
14:50 MRI of the elbow with focus on sports injuries (*Ho-CP, Vail*)
15:20 Injuries of the hand and wrist focussing on wrist instabilities (*Theumann-N, Lausanne*)

15:50 Closing remarks (*Weber-MA, Heidelberg*)
End of lecture program

15:55 *Coffee break – Get together*

16:30 *Guided tour of the Old Town including the Market Square (Marktplatz), with the Church of the Holy Spirit (Heiligeistkirche) and the nearby Old Bridge (Sprengel-SD & Winterstein-M) – Bus transfer will be provided*

16:30 *Alternative program: Visit of the 7-Tesla MRI unit at the German Cancer Research Center (dkfz; Nagel-AM) – Bus transfer will be provided*

During all coffee and lunch breaks two posters with 6 MSK quiz cases will be on display (*Sprengel-SD, Rehm-J*).

Venue

The Summer School will take place at the Department of Orthopaedics, Trauma Surgery and Spinal Cord Injury Center, University Hospital Heidelberg.

Address

Schlierbacher Landstraße 200a
D-69118 Heidelberg/Germany

Registration and further information

Internet: www.heidelbergsummerschool.de
or Mrs. Marianne Krebs
Secretary of the Section Musculoskeletal Radiology
University Hospital Heidelberg
Schlierbacher Landstraße 200a, D-69118 Heidelberg/Germany
Phone: +49 6221 56-26602
E-mail: Marianne.Krebs@med.uni-heidelberg.de

Registration fee (after June 1st, 2014): 220 €
Early registration (until June 1st, 2014): 140 €
For further details, please visit our
www.heidelbergsummerschool.de homepage

Course Director

Marc-André Weber, MD MSc
Professor of Radiology, Section Head Musculoskeletal Radiology, University Hospital Heidelberg



In cooperation with the Academy for Continuing Medical Education in Radiology of the German Radiological Society

CME Accreditation

The Summer School will be accredited by the "Landesärztekammer Baden-Württemberg" with CME credits (category A), which are recognised by all German Medical Chambers and the German Radiological Society.



Also, the symposium is accredited for 1 category 3 credit point for the ESSR diploma by the European Society of Musculoskeletal Radiology.

A symposium related confirmation will be available during the meeting at the registration desk.

Acknowledgement

This event is sponsored by Siemens.